

Unicode™ 2 Series Pre-Drilled Control Stations

Increased Safety

Polyamide, Fiberglass Reinforced Polyester, 316L Stainless Steel, Aluminum

NEC:

Class I, Division 2, Groups A, B, C, D
Class II, Groups E, F, G
Class III
Ex de IIC/DIP A21
IP66, Type 4X^⓪

CEC:

Class I, Division 2, Groups A, B, C, D
Class II, Groups F, G
Class III; Type 4X^⓪
Class I, Zone 1, AEx de IIC/ AEx tD 21
IP66

ATEX/IECEX:

Zone 1 and 2 – 21 and 22
⓪ II 2 GD
Ex de IIC/Ex demb IIC/ Ex tD A21
IP66 – IK10

Applications

- Local control stations and motor control stations for use in hazardous areas covering the broadest possible range of applications.
- Control of equipment at:
 - Power plants
 - Chemical and petrochemical plants
 - Petroleum refineries
 - Reverse osmosis plants
 - Pulp and paper processing plants
 - Various industrial applications
- For use in washdown areas.

Features

- Enclosures are rated for IP66 with firmly secured gasket.
- Captive, corrosion resistant stainless steel cover screws.

Standard Materials

- Polyamide
 - Body, cover, cable gland and blanking plug: polyamide, black finish
- Polyester
 - Body and cover: fiberglass reinforced polyester, black finish.
- Stainless Steel
 - Body, cover and cover screws: 316L stainless steel, natural finish
- Aluminum
 - Body and cover: aluminum with gray epoxy powder coating.
- Cable gland and blanking plug: polyamide
- Cover screws for 316L stainless steel or aluminum body: 304 stainless steel
- Cover screws for fiberglass reinforced polyester body: 316 stainless steel
- Nameplate: white self-adhesive laminated plastic

NEC/CEC Certifications and Compliances

- Fiberglass Reinforced Polyester (FRP)
 - Certification Type CSPe
 - Temperature Class: T5 or T6
 - Ambient Temperature: -55°C to +60°C (-67°F to +140°F)
 - CAN/CSA Standards: C22.2 No. 0-M91, No. 25-M66, No. 213-M1987, No. 94-M91, No. 60079-0:07, No. 60529-2005, E60079-7-2003
 - UL Standards: 60079-0, 60079-7, 50
 - Other Standards: ANSI/IEC 60529-2004, ANSI/ISA 12.12.01-2011
 - cCSAus Certificate: 2356952
- Stainless Steel
 - Certification Type JBe
 - Temperature Class: T6 (at +40°C) or T5 (at +55°C)
 - Surface Temperature: T80 °C (at +40°C) to T95 °C (at +55°C) (T176 °F to T203 °F)
 - Ambient Temperature: -40 °C to +55 °C (-40 °F to +131°F)
 - CAN/CSA Standard: C22.2 No. 0-M91, No. 25-M66, No. 213-M1987, No. 60079-0:07, No. 60529-2005, E60079-7-2003
 - UL Standard: 60079-0, 60079-7
 - Other Standards: ANSI/IEC60529-2004, ANSI/ISA 12.12.01-2011
 - cCSAus Certificate: 2356734



Polyamide U43W211



Polyester U23W211



Stainless Steel U62W229



Aluminum U83W211

ATEX/IECEX Certifications and Compliances

- Polyamide
 - Certification Type PCe
 - Gas: Zone 1 and 2
 - Conforming to ATEX 94/9/CE: ⓪ II 2 G
 - Type of Protection: Ex de IIC or Ex demb IIC
 - Temperature Class: T6
 - Dust: Zone 21 and 22
 - Conforming to ATEX 94/9/CE: ⓪ II 2 D
 - Type of Protection: Ex tD A21
 - Surface Temperature: T167 °C to T75 °C (T333 °F to T167 °F)
 - Ambient Temperature: -20 °C to +55 °C (-4 °F to +131 °F)
 - CE Declaration of Conformity: 50221
 - ATEX Certificate: LCIE 00 ATEX 6047
 - IEC Certificate: LCIE Ex 00.017
 - Index of Protection according EN/IEC 60529: IP66
 - Impact Resistance (shock): IK10

^⓪ Overall hazardous location and ingress protection rating depends on the rating of the optional certified components used.

Unicode™ 2 Series Pre-Drilled Control Stations

Increased Safety

Polyamide, Fiberglass Reinforced Polyester, 316L Stainless Steel, Aluminum

NEC:

Class I, Division 2, Groups A, B, C, D

Class II, Groups E, F, G

Class III

Ex de IIC/DIP A21

IP66, Type 4X^①

CEC:

Class I, Division 2, Groups A, B, C, D

Class II, Groups F, G

Class III; Type 4X^①

Class I, Zone 1, AEx de IIC/ AEx tD 21

IP66

ATEX/IECEX:

Zone 1 and 2 – 21 and 22

⊕ II 2 GD

Ex de IIC/Ex demb IIC/ Ex tD A21

IP66 – IK10

CONTROLS: NEC/CEC, ATEX/IECEX INCREASED SAFETY CONTROL STATIONS

- Fiberglass Reinforced Polyester (FRP)
 - Certification Type CSPe
 - Gas: Zone 1 and 2
 - Conforming to ATEX 94/9/CE: ⊕ II 2 G
 - Type of Protection: Ex de IIC or Ex demb IIC
 - Temperature Class: T6
 - Dust: Zone 21 and 22
 - Conforming to ATEX 94/9/CE: ⊕ II 2 D
 - Type of Protection: Ex tD A21
 - Surface Temperature: T75 °C (T167 °F)
 - Ambient Temperature: -55 °C to +70 °C (-67 °F to +158 °F)
 - CE Declaration of Conformity: 52084
 - ATEX Certificate: LCIE 00 ATEX 3032X
 - IECEX Certificate: IECEX LCI 09.0016X
 - Index of Protection according EN/IEC 60529: IP66
 - Impact Resistance (shock): IK10
- Stainless Steel
 - Certification Type JBe
 - Gas: Zone 1 and 2
 - Conforming to ATEX 94/9/CE: ⊕ II 2 G
 - Type of Protection: Ex de IIC or Ex demb IIC
 - Temperature Class: T5 to T6
 - Dust: Zone 21 and 22
 - Conforming to ATEX 94/9/CE: ⊕ II 2 D
 - Type of Protection: Ex tD A21
 - Surface Temperature: T80 °C to T95 °C (T176 °F to T203 °F)
 - Ambient Temperature: -50 °C to +70 °C (-58 °F to +158 °F)
 - CE Declaration of Conformity: 50232
 - ATEX Certificate: LCIE 02 ATEX 6118X
 - IECEX Certificate: LCI 11.0008X
 - Index of Protection according EN/IEC 60529: IP66
 - Impact Resistance (shock): IK10
- Aluminum
 - Certification Type PCe
 - Gas: Zone 1 and 2
 - Conforming to ATEX 94/9/CE: ⊕ II 2 G
 - Type of Protection: Ex de IIC or Ex demb IIC
 - Temperature Class: T6
 - Dust: Zone 21 and 22
 - Conforming to ATEX 94/9/CE: ⊕ II 2 D
 - Type of Protection: Ex tD A21
 - Surface Temperature: T75 °C (T167 °F)
 - CE Declaration of Conformity: 50221
 - ATEX Certificate: LCIE 02 ATEX 6047
 - Index of Protection according EN/IEC 60529: IP66
 - Impact Resistance (shock): IK10

Other Certification ^②

- Certification Type PCe (Polyamide)
 - INMETRO Certificate: BVC 11.0640-X
- Certification Type CSPe (Polyester)
 - INMETRO Certificate: BVC 11.0637-X
- Certification Type JBe (Stainless Steel)
 - INMETRO Certificate: BVC 11.0418-X

EURASEC Certification

- Certification Type PCe (Polyamide)
 - EURASEC RU C-FR Г505.В.00911
- Certification Type CSPe (Polyester)
 - EURASEC RU C-FR Г505.В.00911
- Certification Type JBe (Stainless Steel)
 - EURASEC RU C-FR Г505.В.00911

^① Overall hazardous location and ingress protection rating depends on the rating of the optional certified components used.

^② INMETRO certification available on special request only. Contact your local sales representative for more information.

Unicode™ 2 Series Pre-Drilled Polyamide Control Stations

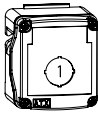
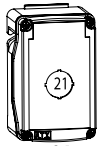
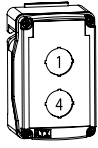
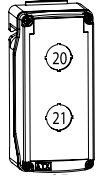
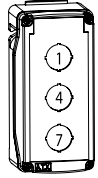
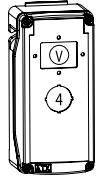
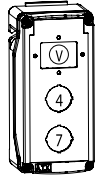
Increased Safety

ATEX/IECEX:
 Zone 1 and 2 – 21 and 22
 II 2 GD
 Ex de IIC/Ex demb IIC/Ex tD A21
 IP66 – IK09

Polyamide Pre-drilled Boxes for Control Stations

Included: 1 white self-adhesive laminated plastic nameplate (black lettering),
 2 clearance entries at bottom.



	Description/ Function	Entries	Weight kg (lb)	Volume dm ³ (in ³)	Catalog Number 2 Bottom
Size 1 Pre-Drilled Enclosures					
	For 1 actuator 1 vertical rail	M20	0.7 (1.54)	2.5 (152.56)	U41W201
Size 2 Pre-Drilled Enclosures					
	For 1 actuator 1 vertical rail	M20	0.9 (1.98)	2.5 (152.56)	U42W234
	For 2 actuators 1 vertical rail	M20	0.9 (1.98)	2.5 (152.56)	U42W204
Size 3 Pre-Drilled Enclosures					
	For 2 actuators 1 vertical rail	M20	1.0 (2.20)	2.5 (152.56)	U43W225
	For 3 actuators 1 vertical rail	M20	1.0 (2.20)	2.5 (152.56)	U43W211
	For 1 ammeter 48 x 48 + 1 actuator 1 vertical rail	M20	1.0 (2.20)	2.5 (152.56)	U43W221
	For 1 ammeter 48 x 48 + 2 actuators 1 vertical rail	M20	1.0 (2.20)	2.5 (152.56)	U43W223

CONTROLS: NEC/CEC, ATEX/IECEX INCREASED SAFETY CONTROL STATIONS



Unicode™ 2 Series Pre-Drilled Polyester Control Stations

Increased Safety

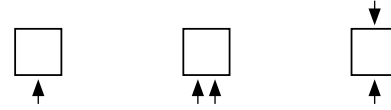
NEC:
 Class I, Division 2, Groups A, B, C, D
 Class II, Groups E, F, G
 Class III
 Ex de IIC/DIP A21
 IP66, Type 4X^①

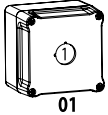
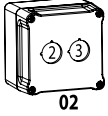
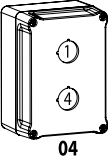


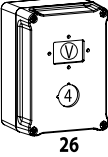
CEC:
 Class I, Division 2, Groups A, B, C, D
 Class II, Groups F, G
 Class III; Type 4X^①
 Class I, Zone 1, AEx de IIC/ AEx tD 21
 IP66

ATEX/IECEX:
 Zone 1 and 2 – 21 and 22
 II 2 GD
 Ex de IIC/Ex demb IIC/ Ex tD A21
 IP66 – IK10

Polyester Pre-Drilled Boxes for Control Stations

Included: 1 white self-adhesive laminated plastic nameplate (black lettering), 1 earth continuity brass plate, threaded entries.



Description/ Function	Entries	Weight kg (lb)	Volume dm ³ (in ³)	Catalog Number			
				1 Bottom	2 Bottom	Feed-Thru	
Size 1 Pre-Drilled Enclosures							
 01	For 1 actuator 1 horizontal rail	M20	0.8 (1.76)	2.7 (164.76)	U21W101	U21W201	U21U101
		M25			U21W301	U21W401	U21U301
		3/4"			U21Z301	U21Z401	U21X301
 02	For 2 actuators 1 horizontal rail	M20	0.8 (1.76)	2.7 (164.76)	U21W102	U21W202	U21U102
		M25			U21W302	U21W402	U21U302
		3/4"			U21Z302	U21Z402	U21X302
Size 2 Pre-Drilled Enclosures							
 04	For 2 actuators 1 vertical rail	M20	1.0 (2.20)	4.2 (256.30)	U22W104	U22W204	U22U104
		M25			U22W304	U22W404	U22U304
		3/4"			U22Z304	U22Z404	U22X304
 06	For 3 actuators 2 horizontal rails	M20	1.0 (2.20)	4.2 (256.30)	U22W106	U22W206	U22U106
		M25			U22W306	U22W406	U22U306
		3/4"			U22Z306	U22Z406	U22X306
 08	For 4 actuators 2 horizontal rails	M20	1.0 (2.20)	4.2 (256.30)	U22W108	U22W208	U22U108
		M25			U22W308	U22W408	U22U308
		3/4"			U22Z308	U22Z408	U22X308
 26	For 1 ammeter 48x48 +1 actuator 1 vertical rail	M20	1.0 (2.20)	4.2 (256.30)	U22W126	U22W226	U22U126
		M25			U22W326	U22W426	U22U326
		3/4"			U22Z326	U22Z426	U22X326

^① Overall hazardous location and ingress protection rating depends on the rating of the optional certified components used.

Unicode™ 2 Series Pre-Drilled Polyester Control Stations

Increased Safety

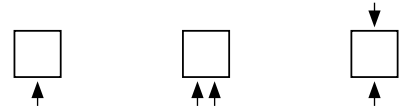
NEC:
 Class I, Division 2, Groups A, B, C, D
 Class II, Groups E, F, G
 Class III
 Ex de IIC/DIP A21
 IP66, Type 4X^①

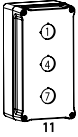
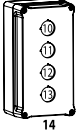
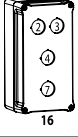
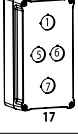


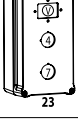

CEC:
 Class I, Division 2, Groups A, B, C, D
 Class II, Groups F, G
 Class III; Type 4X^①
 Class I, Zone 1, AEx de IIC/ AEx tD 21
 IP66

ATEX/IECEX:
 Zone 1 and 2 – 21 and 22
 II 2 GD
 Ex de IIC/Ex demb IIC/ Ex tD A21
 IP66 – IK10

Polyester Pre-Drilled Boxes for Control Stations

Included: 1 white self-adhesive laminated plastic nameplate (black lettering), 1 earth continuity brass plate, threaded entries.



Description/ Function	Entries	Weight kg (lb)	Volume dm ³ (in ³)	Catalog Number			
				1 Bottom	2 Bottom	Feed-Thru	
Size 3 Pre-Drilled Enclosures — 230 mm x 120 mm x 91 mm (9.06" x 4.72" x 3.58")							
 11	M20			U23W111	U23W211	U23U111	
	For 3 actuators 1 vertical rail	M25	1.1 (2.43)	4.2 (256.30)	U23W311	U23W411	U23U311
	3/4"				U23Z311	U23Z411	U23X311
 14	M20			U23W114	U23W214	U23U114	
	For 4 actuators 1 vertical rail	M25	1.1 (2.43)	4.2 (256.30)	U23W314	U23W414	U23U314
	3/4"				U23Z314	U23Z414	U23X314
 16	M20			U23W116	U23W216	U23U116	
	For 4 actuators 3 horizontal rails	M25	1.1 (2.43)	4.2 (256.30)	U23W316	U23W416	U23U316
	3/4"				U23Z316	U23Z416	U23X316
 17	M20			U23W117	U23W217	U23U117	
	For 4 actuators 3 horizontal rails	M25	1.1 (2.43)	4.2 (256.30)	U23W317	U23W417	U23U317
	3/4"				U23Z317	U23Z417	U23X317
 18	M20			U23W118	U23W218	U23U118	
	For 5 actuators 3 horizontal rails	M25	1.1 (2.43)	4.2 (256.30)	U23W318	U23W418	U23U318
	3/4"				U23Z318	U23Z418	U23X318
 20	M20			U23W120	U23W220	U23U120	
	For 6 actuators 3 horizontal rails	M25	1.1 (2.43)	4.2 (256.30)	U23W320	U23W420	U23U320
	3/4"				U23Z320	U23Z420	U23X320
 23	M20			U23W123	U23W223	U23U123	
	For 1 ammeter 48x48 + 2 actuators 1 vertical rail	M25	1.1 (2.43)	4.2 (256.30)	U23W323	U23W423	U23U323
	3/4"				U23Z323	U23Z423	U23X323
 24	M20			U23W124	U23W224	U23U124	
	For 1 ammeter 48x48 + 3 actuators 1 vertical rail (V) 2 horizontal rails (5-6-7)	M25	11.1 (2.43)	4.2 (256.30)	U23W324	U23W424	U23U324
	3/4"				U23Z324	U23Z424	U23X324

^① Overall hazardous location and ingress protection rating depends on the rating of the optional certified components used.

Unicode™ 2 Series Pre-Drilled Stainless Steel Control Stations

Increased Safety

NEC:
 Class I, Division 2, Groups A, B, C, D
 Class II, Groups E, F, G
 Class III
 Ex de IIC/DIP A21
 IP66, Type 4X^①

CEC:
 Class I, Division 2, Groups A, B, C, D
 Class II, Groups F, G
 Class III; Type 4X^①
 Class I, Zone 1, AEx de IIC/ AEx tD 21
 IP66

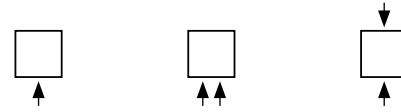
ATEX/IECEX:
 Zone 1 and 2 – 21 and 22
 II 2 GD
 Ex de IIC/Ex demb IIC/ Ex tD A21
 IP66 – IK10

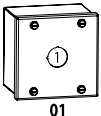
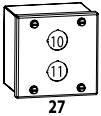
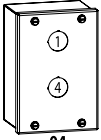
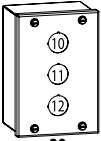
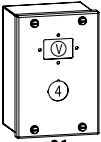
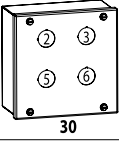

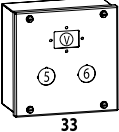
CONTROLS: NEC/CEC, ATEX/IECEX INCREASED SAFETY CONTROL STATIONS

Appleton®

Stainless Steel Pre-drilled Boxes for Control Stations

Included: 1 white self-adhesive laminated plastic nameplate (black lettering), clearance entries.



Description/ Function	Entries	Weight kg (lb)	Volume dm ³ (in ³)	Catalog Number		
				1 Bottom	2 Bottom	Feed-Thru
Size 1 Pre-Drilled Enclosures						
 01 For 1 actuator 1 vertical rail	M20			U61W101	U61W201	U61U101
	M25	1.0 (2.20)	2.7 (164.76)	U61W301	U61W401	U61U301
	3/4"			U61Z301	U61Z401	U61X301
 27 For 2 actuators 1 vertical rail	M20			U61W127	U61W227	U61U127
	M25	1.0 (2.20)	2.7 (164.76)	U61W327	U61W427	U61U327
	3/4"			U61Z327	U61Z427	U61X327
Size 2 Pre-Drilled Enclosures						
 04 For 2 actuators 1 vertical rail	M20			U62W104	U62W204	U62U104
	M25	1.5 (3.31)	3.6 (219.69)	U62W304	U62W404	U62U304
	3/4"			U62Z304	U62Z404	U62X304
 29 For 3 actuators 1 vertical rail	M20			U62W129	U62W229	U62U129
	M25	1.5 (3.31)	3.6 (219.69)	U62W329	U62W429	U62U329
	3/4"			U62Z329	U62Z429	U62X329
 26 For 1 ammeter 48x48 + 1 actuator 1 vertical rail	M20			U62W126	U62W226	U62U126
	M25	1.5 (3.31)	3.6 (219.69)	U62W326	U62W426	U62U326
	3/4"			U62Z326	U62Z426	U62X326
Size 3 Pre-Drilled Enclosures						
 30 For 4 actuators 2 vertical rails	M20			U63W130	U63W230	U63U130
	M25	1.8 (3.97)	5.3 (323.43)	U63W330	U63W430	U63U330
	3/4"			U63Z330	U63Z430	U63X330
 32 For 6 actuators 2 vertical rails	M20			U63W132	U63W232	U63U132
	M25	1.8 (3.97)	5.3 (323.43)	U63W332	U63W432	U63U332
	3/4"			U63Z332	U63Z432	U63X332
 33 For 1 ammeter 48 x 48 + 2 actuators 1 vertical rail (V) 1 horizontal rail (5-6)	M20			U63W133	U63W233	U63U133
	M25	1.8 (3.97)	5.3 (323.43)	U63W333	U63W433	U63U333
	3/4"			U63Z333	U63Z433	U63X333

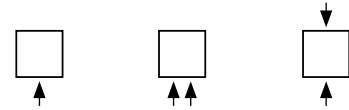
^① Overall hazardous location and ingress protection rating depends on the rating of the optional certified components used.

Unicode™ 2 Series Pre-Drilled Aluminum Control Stations

Increased Safety

ATEX/IECEX:
 Zone 1 and 2 – 21 and 22
 II 2 GD
 Ex de IIC/Ex demb IIC/ Ex tD A21
 IP66 – IK10

Aluminum Pre-drilled boxes for Control Stations
 Included: 1 white self-adhesive laminated plastic nameplate
 (black lettering), clearance entries.



CONTROLS: NEC/CEC, ATEX/IECEX INCREASED SAFETY CONTROL STATIONS



Appleton

Description/Function	Entries	Weight kg (lb)	Volume dm ³ (in ³)	Catalog Number		
				1 Bottom	2 Bottom	Feed-Thru
Size 1 Pre-Drilled Enclosures						
 01 For 1 actuator 1 horizontal rail	M20	1.0 (2.20)	2.7 (164.76)	U81W101	U81W201	U81U101
	3/4"			U81Z301	U81Z401	U81X301
 02 For 2 actuators 1 horizontal rail	M20	1.0 (2.20)	2.7 (164.76)	U81W102	U81W202	U81U102
	3/4"			U81Z302	U81Z402	U81X302
Size 2 Pre-Drilled Enclosures						
 04 For 2 actuators 1 vertical rail	M20	1.5 (3.31)	2.7 (164.76)	U82W104	U82W204	U82U104
	3/4"			U82Z304	U82Z404	U82X304
 07 For 3 actuators 2 horizontal rails	M20	1.5 (3.31)	2.7 (164.76)	U82W107	U82W207	U82U107
	3/4"			U82Z307	U82Z407	U82X307
 08 For 4 actuators 2 horizontal rails	M20	1.5 (3.31)	2.7 (164.76)	U82W108	U82W208	U82U108
	3/4"			U82Z308	U82Z408	U82X308
 26 For 1 Ammeter 48x48 + 1 actuator 1 vertical rail	M20	1.5 (3.31)	2.7 (164.76)	U82W126	U82W226	U82U126
	3/4"			U82Z326	U82Z426	U82x326

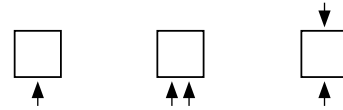
Unicode™ 2 Series Pre-Drilled Aluminum Control Stations

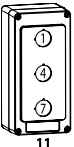
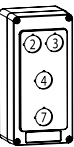
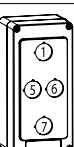
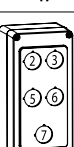
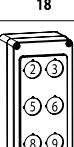


Increased Safety

ATEX/IECEX:
 Zone 1 and 2 – 21 and 22
 Ex II 2 GD
 Ex de IIC/Ex demb IIC/ Ex tD A21
 IP66 – IK10

CONTROLS: NEC/CEC, ATEX/IECEX INCREASED SAFETY CONTROL STATIONS

Aluminum Pre-drilled boxes for Control Stations
 Included: 1 white self-adhesive laminated plastic nameplate (black lettering), clearance entries.



Description/Function	Entries	Weight kg (lb)	Volume dm ³ (in ³)	Catalog Number		
				1 Bottom	2 Bottom	Feed-Thru
Size 3 Pre-Drilled Enclosures — 230 mm x 110 mm x 95 mm (9.06" x 4.33" x 3.74")						
 11 For 3 actuators 1 vertical rail	M20			U83W111	U83W211	U83U111
	M25	1.8 (3.97)	4.2 (256.30)	U83W311	U83W411	U83U311
	3/4"			U83Z311	U83Z411	U83X311
 16 For 4 actuators 3 horizontal rails	M20			U83W116	U83W216	U83U116
	M25	1.8 (3.97)	4.2 (256.30)	U83W316	U83W416	U83U316
	3/4"			U83Z316	U83Z416	U83X316
 17 For 4 actuators 3 horizontal rails	M20			U83W117	U83W217	U83U117
	M25	1.8 (3.97)	4.2 (256.30)	U83W317	U83W417	U83U317
	3/4"			U83Z317	U83Z417	U83X317
 18 For 5 actuators 3 horizontal rails	M20			U83W118	U83W218	U83U118
	M25	1.8 (3.97)	4.2 (256.30)	U83W318	U83W418	U83U318
	3/4"			U83Z318	U83Z418	U83X318
 20 For 6 actuators 3 horizontal rails	M20			U83W120	U83W220	U83U120
	M25	1.8 (3.97)	4.2 (256.30)	U83W320	U83W420	U83U320
	3/4"			U83Z320	U83Z420	U83X320
 23 For 1 ammeter 48x48 + 2 actuators 1 vertical rail	M20			U83W123	U83W223	U83U123
	M25	1.8 (3.97)	4.2 (256.30)	U83W323	U83W423	U83U323
	3/4"			U83Z323	U83Z423	U83X323
 24 For 1 ammeter 48x48 + 3 actuators 1 vertical rail (V) 2 horizontal rails (5-6-7)	M20			U83W124	U83W224	U83U124
	M25	1.8 (3.97)	4.2 (256.30)	U83W324	U83W424	U83U324
	3/4"			U83Z324	U83Z424	U83X324

Unicode™ 2 Series Pre-Drilled Control Stations

Increased Safety

Polyamide, Fiberglass Reinforced Polyester, 316L Stainless Steel, Aluminum ①

NEC:

Class I, Division 2, Groups A, B, C, D
 Class II, Groups E, F, G
 Class III
 Ex de IIC/DIP A21
 IP66, Type 4X①

CEC:

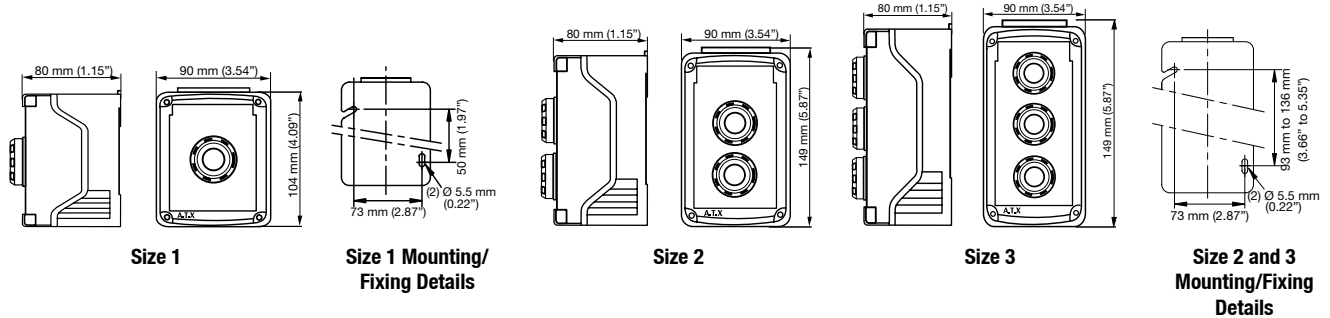
Class I, Division 2, Groups A, B, C, D
 Class II, Groups F, G
 Class III; Type 4X①
 Class I, Zone 1, AEx de IIC/ AEx tD 21
 IP66

ATEX/IECEx:

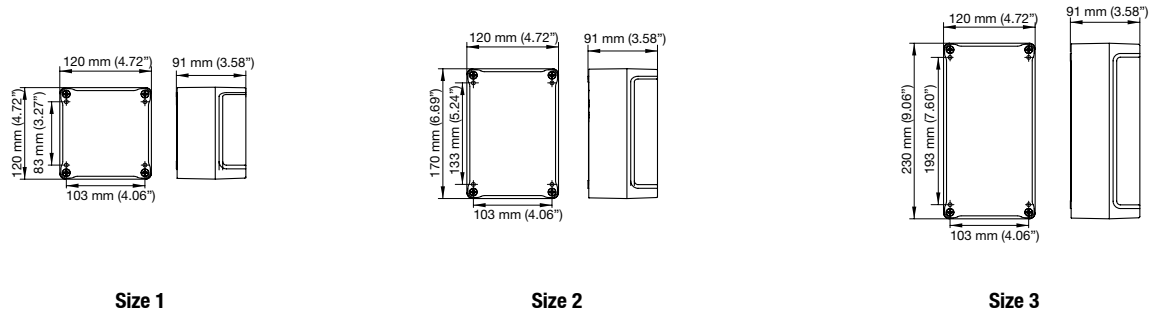
Zone 1 and 2 – 21 and 22
 II 2 GD
 Ex de IIC/Ex demb IIC/ Ex tD A21
 IP66 – IK10

Dimensions in Millimeters (Inches)

Polyamide

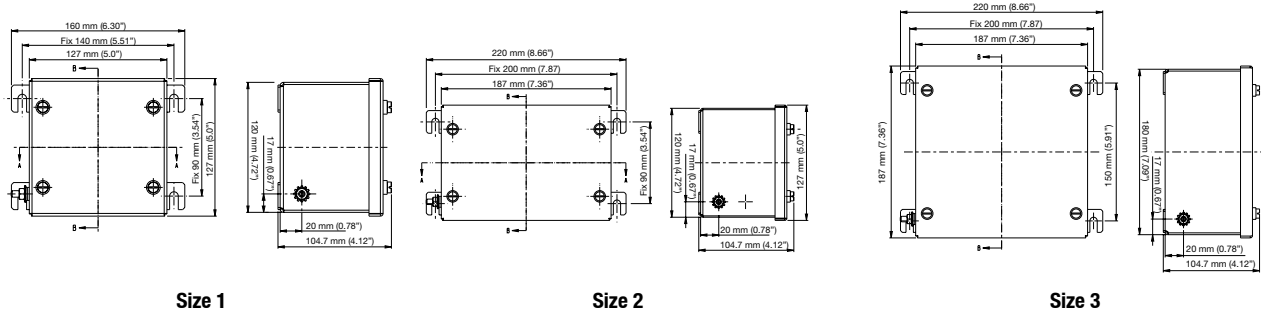


Fiberglass Reinforced Polyester

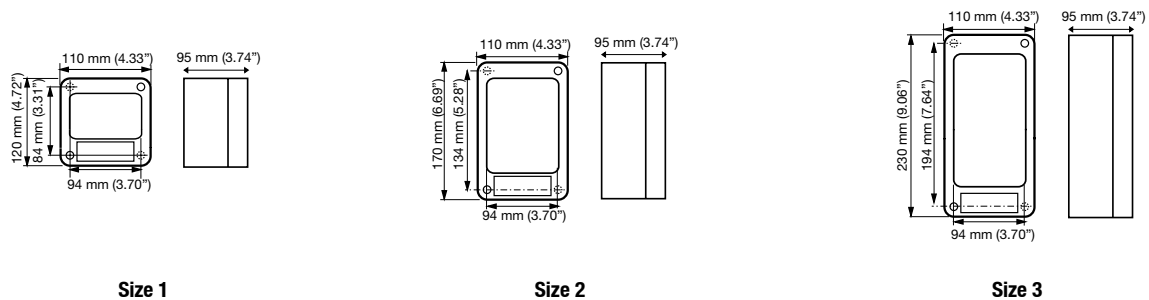


Mounting/Fixing Details for Above Boxes: Four Holes Ø 5 mm (0.20")

316L Stainless Steel



Aluminum



Mounting/Fixing Details for above Boxes: Two Holes Ø 5 mm (0.20")

CONTROLS: NEC/CEC, ATEX/IECEx INCREASED SAFETY CONTROL STATIONS



① Overall hazardous location and ingress protection rating depends on the rating of the optional certified components used.